

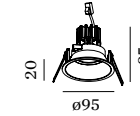


DEEP IP44

CEILING RECESSED



p. 587



1.0 LED

LED 7/10W | 350/500mA | 18Vf
COB 3-step | excl. power supply
aluminium powder coated

0.32kg | IP44 | 0.3+D | 36°

87 90 4-30

CODE
112661W_
112661B_

blade springs 89

CODE
112661W_C
112661B_C

Light Colour Selection

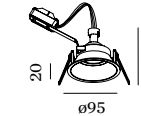
	LUMEN	CRI	CODE
2700K	470/630	>90	3
3000K	490/660	>90	5
1800-2850K	16V 300/400	>95	9

ALWAYS USE

power supply

	CODE
350mA 10W	90223401
500mA 10W	90214404
500mA 15W dim	90224501

more power supplies on page 588



1.0 MR16

QR-CBC51 max. 35W | GU5.3
12V | excl. power supply
aluminium powder coated

0.26kg | IP44 | 0.9+D

87 90 4-30

CODE
112610W0
112610B0

blade springs 89

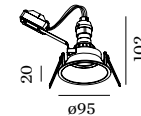
CODE
112610W0C
112610B0C

ALWAYS USE

power supply

	CODE
12V 10W dim	90221401
12V 25W dim	90221701
12V 70W dim	90221904

more specs on page 591



1.0 PAR16

PAR16 max. 35W | GU10
100-240VAC | 50-60Hz
aluminium powder coated

0.30kg | IP44 | 0.9+D

87 105 4-30

CODE
112620W0
112620B0

blade springs 89

CODE
112620W0C
112620B0C

OPTIONAL

PAR16 LED GU10 7W
phase-cut dim

	CODE
2700K	901228W2
3000K	901228W4
1800-2850K	901229S9

more lamps and specs on page 593