

FLOS

■ F1145030-310 Black

Climber Down - 175 Black_Dimmable 1-10V

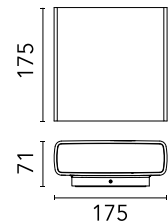
Designed by Piero Lissoni



Integrated 110/240V power supply. Supplied with an 80 mm length outgoing neoprene cable. Upwards, single emission version, available upon request.

Are you a professional and your project needs consulting and support?

[BOOK AN APPOINTMENT](#)




Main specifications

| | |
|------------------|----------------------|
| Mounting | Wall |
| Environments | Outdoor wet location |
| LED type | Power LED |
| Lamp category | LED |
| Iicos | No |
| Power (W) | 12 |
| System flux (lm) | 740 |

Physical

| | |
|-----------------|-------|
| Colour | Black |
| Trim | No |
| Orientation | Fixed |
| Net weight (kg) | 2.13 |
| IP internal | 65 |

Download

[Mounting instructions](#)  ZIP

Photometric Files

[LDT / IES](#)  ZIP

Technical Drawings

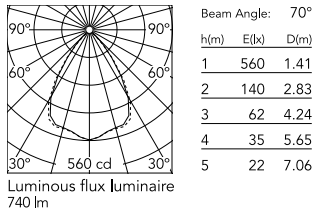
[2D](#)  ZIP

[3D](#)  ZIP

[Bim](#)  ZIP



Schematic light drawing



Photometric

| | |
|------------------------|-----------|
| Lighting type | Direct |
| Light distribution | Symmetric |
| CCT (K) | 4000 |
| CRI> | 80 |
| Beam angle C0-180 (°) | 70 |
| Beam angle C90-270 (°) | 70 |

Electrical

| | |
|--------------------|----------------|
| Insulation class | I |
| Frequency (Hz) | 50-60 |
| Main voltage (Vac) | 220-240 |
| Driver | Integrated |
| Dimmable | Yes |
| Dimming type | Dimmable 1-10V |
| Emergency type | No |

Ecodesign and Energy Labelling

This product contains a light source of energy efficiency class D



Non-replaceable light source



Replaceable control gear by a professional

Notes

We recommend using a connection system with a degree of protection greater than or equal to the degree of protection of the luminaire.

During the installation and the maintenance of the fixtures it is important to be careful and avoid damages on the paint coating.

Damages on the coating exposed to outdoor conditions or water, could cause corrosion.

Chemical substances affect the anticorrosion covering protection.


For LED fixtures, there is evidence that most of the damages are connected to electrical effects related to the insulations, which cause destructive electrical discharges

These effects are frequently caused by:

- over voltage coming from the mains' network where fixture is connected.
- electrostatic discharge (ESD) coming from the environment.

The use of a protective device against the overvoltage on the electrical installation is warmly suggest this helps to reduce the intensity of some of these phenomenon and prevent irreversible damages. The selection of the type of device to be used must be adjust on the electrical plant.

Accessories & Power Supply



OPTIONAL
Accessory

F990E00A000

S.P.D. (SURGE PROTECTION
DEVICE)