

BESTLITE BL7 // WALL LAMP, CORD WITH SWITCH, EU MODEL
Designed by Robert Dudley Best

PRODUCT



Item no.: 001-0710X
+ style code

DESCRIPTION

Bestlite has been in continuous production since 1930. Robert Dudley Best created Bestlite design. He was highly influenced by the Bauhaus. In the past 80 years, people appreciated the lamps and it decorates many homes, hotels and restaurants worldwide. Loved by architects, designers and design aficionados throughout its 80-year history, today, Bestlite enjoys global iconic status.

VERSION - BESTLITE WALL LAMP BL7

Shade and base: Black, White or Off-White
Tube and arm: Chrome

RAL codes are indicative.

- Fabric wire - Black:
- Black / White inside // RAL 9004 / RAL 9003 // Gloss level 20 / Gloss level 20
- Fabric wire - Off-White:
- Off-White / White inside // RAL 1015 / RAL 9003 // Gloss level 20 / Gloss level 20
- Fabric wire - White:
- White / White inside // RAL 9003 / RAL 9003 // Gloss level 20 / Gloss level 20

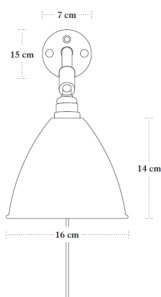
Please contact us for other colours or finishes.

VERSION

Order item - look for part number in the pricelist.

Series contains the following:

BL5, BL6, BL7, BL10



COLOURS



// Black / Chrome



// Off-White / Chrome



// White / Chrome

FACTS

MEASUREMENT - L X W X H MM

- Lamp height: 290 mm
- Tube length: - mm
- Shade height: 140 mm
- Shade diameter: Ø160 mm
- Cord - total length w/sw: App. 2400 mm
- Cord - exposed out of lamp: App. 2000 mm

WEIGHT ITEM - LAMP INCL. WIRE

489 g

PACKAGING TYPE

White cardboard box w/ 5ply corrugated

PACKAGING MEASUREMENT - L X W X H CM

L:26 x W:28 x H:20 cm

WEIGHT PACKAGING - MATERIAL TYPE

- Paper Egg crate: 280,5 g
- PE polybag: 60 g
- Cardboard inside: 26 g
- Cardboard outside: 206 g

WEIGHT PACKAGING - TOTAL

1001 g

NUMBER OF PARCELS

1 pcs.

LIGHT SOURCE

- Socket: E14 base
- Recommended light source: *All fluorescens light bulbs*
- Recommended wattage: 9 W = (40 WATT incandescent bulbs)
- Max wattage: 13 W

- Recommended light source: *Halogen light bulb*
- Recommended wattage: 28 W = (40 WATT incandescent bulbs)
- Max wattage: 28 W

- All lamps can be fitted with a dimmer.
Please contact your local electrician.

- Lightbulb not included

BESTLITE BL7 // WALL LAMP, CORD WITH SWITCH, EU MODEL

Designed by Robert Dudley Best

CLEANING AND MAINTENANCE

Use a soft damp cloth when cleaning your Bestlite lamp. Do not use household cleaners.

ACCESSORIES

Item no.: 001-99058A plug EU

ENVIRONMENT


-

TESTS

-

CERTIFICATION AND LABELS

CE-CERTIFIED



STANDARD - (* = Standard for each country/region)

STOCK - BL7*

Cord, switch on wallbracket. 2 pin plug

- Euro plug: Type C, 2 PIN, 2,5 amp
- Euro voltage: 230 V
- Frequency: 50 Hz
- Supply voltage: AC power ~
- Normally Closed: IP20



Class II / Double insulated



CE-Mark



Luminaires accepted for mounting on a flammable base

KOMPONENTS

Item no.: 001-0710X

- 01 // Shade Ø16 cm.
- 05 // E14 lamp holder
- 10 // Insulating ring
- 11 // Internal shade ring
- 12 // External shade ring
- 13 // Lamp holder cover
- 15 // Universal joint
- 17 // Bestlite arm
- 38 // Textile covered cord
- 41 // Push button switch
- 42 // Cover for push button switch
- 46 // Wall bracket
- 49 // Screw 9x19 mm.
- 51 // Mounting plate Ø7 cm
- 58 // Plug

MATERIAL

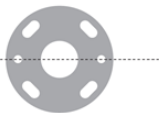
Shade and base: Powder coated aluminium
 Tube and arm: Chromed steel
 Textile covered cord

INSTALLATION INSTRUCTIONS

The Bestlite key:

It's a practical tool that enables you to fasten the lamp arm. Simply use it like a screwdriver in the slot in the Bestlite nut.

13 handles for mounting
 Cut out an order of preference, and use directly on your wall for accurate placing of the hole.
 Make sure the drilled hole is exact!



Technical information:
 Light source: 1x E14 40W incandescent or 40W halogen bulb.
 Maximum power consumption: 40W.
 The lamp is not approved for outdoor use or use in damp/wet rooms.

Some advice on cleaning your Bestlite:

Powder coated parts - base, bracket and shade:
 Wash the parts with a damp cloth soaked in warm water and a bit of mild detergent.

Chrome plated parts:
 Wash the parts with a damp cloth and use a dry, soft cloth to dry.

If the surface is shiny use a special polish made especially for aluminium or other soft metals.

Use only soft cloths for wiping and polishing, never sponges or steel wool.
 Do not use abrasive household cleaners.

Do not use acids or alkaline cleaning materials, glass cleaner or household ammonia.

BESTLITE - GUBI Østergaard 7-4, DK-2100, Copenhagen, Denmark - www.bestlite.com

Don't forget to follow:

Compendium on your Bestlite:
 You have chosen a genuine design object, which has been
 meticulously produced to meet strict quality.

**At the factory we build the Bestlite with the highest quality of
 materials and workmanship of the production process is absolute.**

**On the other side of the globe you will find some useful
 information for the use of your Bestlite.**

**Don't forget to follow your instructions when you use your Bestlite.
 It will give you the best possible experience of your Bestlite.**

**Best regards,
 Gubi**

BESTLITE
 SINCE 1930

