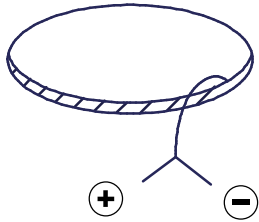


Smart Cake 82 LED<900L GE

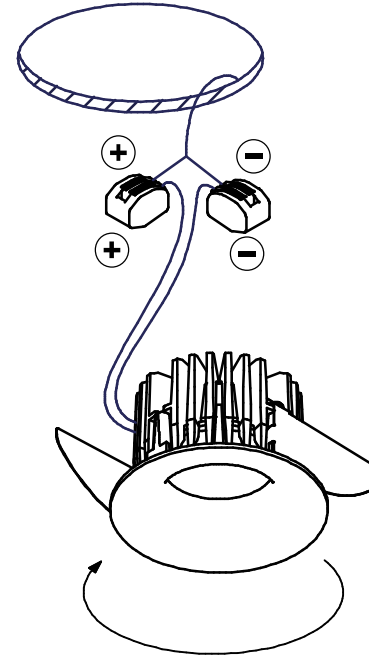
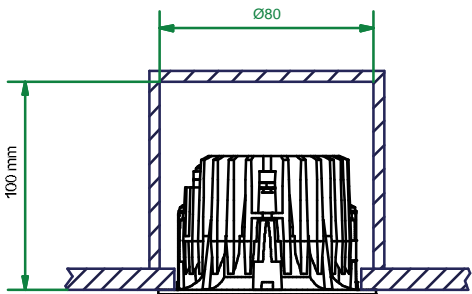
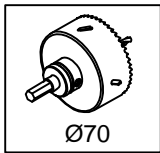

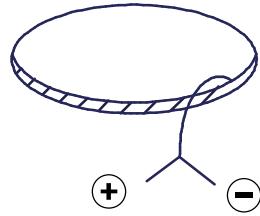
124110XX



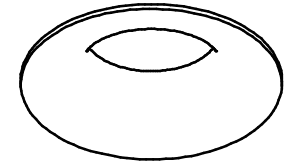
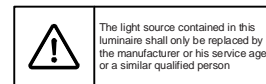
Drive Current (mA)	Forward Voltage		Power (W)
	min (Vf)	max (Vf)	
350	16,5	19,2	6,2
500	17,1	19,8	9,2
700	17,7	20,8	13,4

For serial connection, respect polarity!

⊕ RED	⊖ BLACK
-------	---------



install : Twist clockwise
uninstall : Twist counterclockwise



CHECK DIP-SWITCHES ON DRIVER

check dipswitch settings on driver
Push Dim max 5 drivers on 1 push button

Drivers:
see driver matrix - latest version on website
www.supermodular.com or check sales contact

