

# FLOS

F018D25D012 Forest Green

## In Vitro Suspension Dimmable DALI NEW

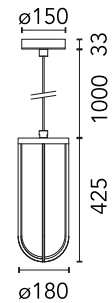
Designed by Philippe Starck



Hanging version. Light source included. 220–240V ON/OFF or dimmable electrical power integrated within the dedicated ceiling attachment. Hanging cable length 1000 mm.

Are you a professional and your project needs consulting and support?

[BOOK AN APPOINTMENT](#)



### Main specifications

Mounting	Suspension
Environments	Outdoor wet location
LED type	Edge Lighting
Lamp category	LED
Power (W)	13
System flux (lm)	799

### Physical

Colour	Forest Green
Trim	No
Orientation	Fixed
Net weight (kg)	2.6
IP internal	66
IP external	66

### Download

[Mounting instructions](#) ZIP

### Photometric Files

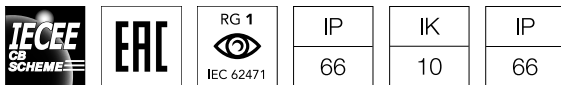
[LDT / IES](#) ZIP

### Technical Drawings

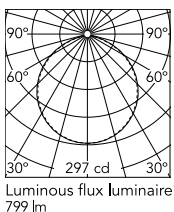
[2D](#) ZIP

[3D](#) ZIP

[Bim](#) ZIP



### Schematic light drawing



Beam Angle: 111°

h(m)	E(lx)	D(m)
1	297	2.89
2	74	5.79
3	33	8.68
4	19	11.57
5	12	14.46

Luminous flux luminaire  
799 lm

<https://professional.flos.com/en/global/product/in-vitro-suspension-dimmable-dali-f018d25d012/>

F018D25D012

©2022 Flos - P.IVA 00290820174 - 9/20/2023

professional.flos.com | flos.outdoor@flos.com 1/3

In our constantly evolving world and business, technical upgrades happen every day. This means all product specifications and data are subject to change without warning in order to improve reliability, function, performance or otherwise. We make every effort to ensure the accuracy of our product images, however due to different lighting and screens used for viewing, the colours may vary. Images are indicative of the quality and style of the product but may not represent the precise details of the product you receive. This is because we are constantly working to make improvements. For aesthetic reasons, cables and/or electrical elements are often not shown. Refer to technical data sheets for all technical data. Images and colours are not part of any contract or warranty in any way.

## Photometric

Lighting type	Direct
Light distribution	Symmetric
CCT (K)	2700
CRI>	80
Beam angle C0-180 (°)	111
Beam angle C90-270 (°)	111

## Electrical

Insulation class	I
Frequency (Hz)	50-60
Main voltage (Vac)	220-240
Driver	Integrated
Dimmable	Yes
Dimming type	Dimmable DALI 1
Emergency type	No

## Ecodesign and Energy Labelling

This product contains a light source of energy efficiency class F



Replaceable (LED only) light source by a professional



Replaceable control gear by a professional

## Notes

We recommend using a connection system with a degree of protection greater than or equal to the degree of protection of the luminaire.

During the installation and the maintenance of the fixtures it is important to be careful and avoid damages on the paint coating.

Damages on the coating exposed to outdoor conditions or water, could cause corrosion.

Chemical substances affect the anticorrosion covering protection.

For LED fixtures, there is evidence that most of the damages are connected to electrical effects related to the insulations, which cause destructive electrical discharges

These effects are frequently caused by:

- over voltage coming from the mains' network where fixture is connected.
- electrostatic discharge (ESD) coming from the environment.

The use of a protective device against the overvoltage on the electrical installation is warmly suggest this helps to reduce the intensity of some of these phenomenon and prevent irreversible damages. The selection of the type of device to be used must be adjust on the electrical plant.

## Accessories & Power Supply



OPTIONAL  
Accessory

F990E00A000

S.P.D. (SURGE PROTECTION  
DEVICE)