

**2.0 LED**

2xLED 10W | 220-240VAC  
50-60Hz | COB 3-step  
incl. PS | phase-cut dim  
aluminium powder coated  
brushed

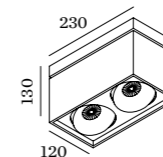
1.57kg IP20 0,3-1 P 36°

35°/35° 355°

	CODE
	139264W
	139264E
	139264F
	139264B

**Light Colour Selection**

	LUMEN	CRI	CODE
2700K	2x590	>90	3
3000K	2x640	>90	5
1800-2850K   16V	2x440	>95	9



**2.0 PAR16**

2xPAR16 max.35W | GU10  
100-240VAC | 50-60Hz  
aluminium powder coated  
brushed

1.51kg IP20 0,9-1

35°/35° 355°

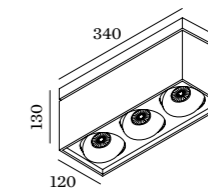
	CODE
	139220W0
	139220E0
	139220F0
	139220B0

**OPTIONAL**

PAR16 LED GU10 7W  
phase-cut dim

	CODE
2700K	901228W2
3000K	901228W4
1800-2850K	901229S9

more lamps and specs on page 593



**3.0 LED**

3xLED 10W | 220-240VAC  
50-60Hz | COB 3-step  
incl. PS | phase-cut dim  
aluminium powder coated  
brushed

2.21kg IP20 0,3-1 P 36°

35°/35° 355°

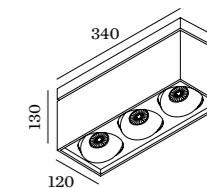
	CODE
	139364W
	139364E
	139364F
	139364B

**Light Colour Selection**

	LUMEN	CRI	CODE
2700K	3x590	>90	3
3000K	3x640	>90	5
1800-2850K   16V	3x440	>95	9

	CODE
2700K	901228W2
3000K	901228W4
1800-2850K	901229S9

more lamps and specs on page 593



**3.0 PAR16**

3xPAR16 max.35W | GU10  
100-240VAC | 50-60Hz  
aluminium powder coated  
brushed

1.51kg IP20 0,9-1

35°/35° 355°

	CODE
	139320W0
	139320E0
	139320F0
	139320B0

**OPTIONAL**

PAR16 LED GU10 7W  
phase-cut dim

	CODE
2700K	901228W2
3000K	901228W4
1800-2850K	901229S9

more lamps and specs on page 593