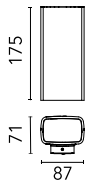


Climber Down - 87 Forest Green_Dimmable DALI

■ F1110012-300 - Forest Green



Outdoor wall-mounted luminaire with LED light source.
Single downwards emission version.

EN AB-47100 aluminium die-cast body with low copper content. Asymmetrical optics housing: the optics in the lower part is retracted and protected by a shield to limit bothersome glare and maximize visual comfort. The micro-texturized glass diffusers are glued to ensure water resistance and texturized to ensure a uniform light beam generated by each individual LED, maintaining excellent lighting efficiency.

High-resistance coating: after sandblasting all components to create a porous surface and ensure greater adhesion of the paint, a double layer of external coating is applied according to the QUALICOAT standard. The first layer of epoxy powder confers chemical and mechanical resistance; the second layer, a polyester powder finish, ensures resistance to UV rays and atmospheric agents.

The painted surfaces are treated with alkaline and acid washes, then rinsed with demineralized water and subjected to a chemical conversion treatment for rust protection.

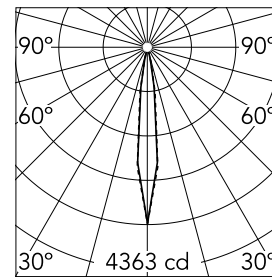
Integrated 110/240 V power supply. Supplied with an 80-mm length of neoprene cable.

Main specifications

Lamp category	LED	Mountings	Wall
Power	7	Environment	Outdoor
CCT	2700K		
CRI	80		
Net lumen (lm)	387		

Optical

Lighting type	Direct
LED type	Power LED
Light distribution	Symmetric
Optical type	Spot
Beam angle (°)	14
Beam angle C90-270 (°)	14



Beam Angle: 13°

h(m)	E(lx)	D(m)
1	4363	0.23
2	1091	0.47
3	485	0.70
4	273	0.93
5	175	1.17

Luminous flux luminaire
387 lm

Electrical

Frequency (Hz)	50-60	Insulation class	I
Dimmable	Yes		
Driver	Integrated		
Driver type	Electronic dimmable DALI		
Emergency	Without		

Physical

Color	Forest Green
Orientation	Fixed
Weight (kg)	1.17

Note

We recommend using a connection system with a degree of protection greater than or equal to the degree of protection of the luminaire.

During the installation and the maintenance of the fixtures it is important to be careful and avoid damages on the paint coating.

Damages on the coating exposed to outdoor conditions or water, could cause corrosion.

Chemical substances affect the anticorrosion covering protection.

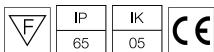
For LED fixtures, there is evidence that most of the damages are connected to electrical effects related to the insulations, which cause destructive electrical discharges

These effects are frequently caused by:

- over voltage coming from the mains' network where fixture is connected.
- electrostatic discharge (ESD) coming from the environment.

The use of a protective device against the overvoltage on the electrical installation is warmly suggest this helps to reduce the intensity of some of these phenomenon and prevent irreversible damages. The selection of the type of device to be used must be adjust on the electrical plant.

Certification / Marking



Climber Down - 87 Forest Green_Dimmable DALI



S.P.D. (SURGE PROTECTION DEVICE)
F990E00A000